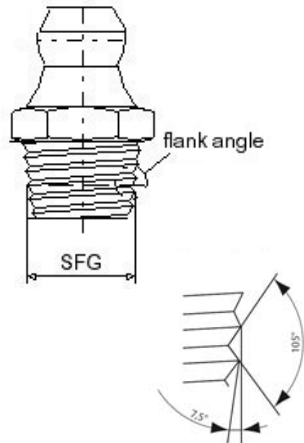


UMETA HYDRAULIC GREASE NIPPLES WITH SELF-FORMING THREAD



APPLICATION AREA

By using UMETA grease nipples with self-forming thread (SFT / SFG) you effectively save the thread-cutting process in the borehole.



VERSIONS

For safety reasons and in order to avoid abrasion wear, the DIN standard for grease nipples with self-forming thread demands a specific surface hardness of 650 HV minimum as well as a particularly wide flank angle of 105° at the thread.

For a better visual distinction, UMETA self-forming grease nipples are yellow passivated. Upon request, they are also available in another surface colour, e. g. blue passivated = silver coloured.

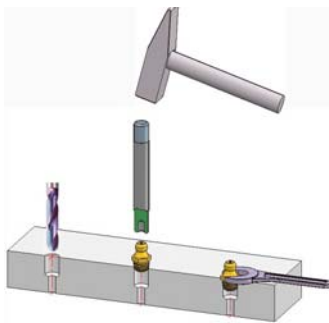
MOUNTING INSTRUCTIONS

The special thread angle and the specific hardness level allow these grease nipples to be driven and screwed into holes without prior thread cutting. Thus, the thread of the grease nipple forms its counter thread.

Later, the grease nipple can easily be screwed out and be replaced by a standard grease nipple.

The exact size of the core hole depends on the material and must be determined by mounting tests. The consistency of the receiving material is decisive.

The standard gauge for the installation bore diameter of 0.4-0.5 mm (0.02") below nominal width have proved in daily use.



OPERATING INSTRUCTIONS

As suitable lubricating nozzle, we recommend our hydraulic couplers.



■ Type H1/S

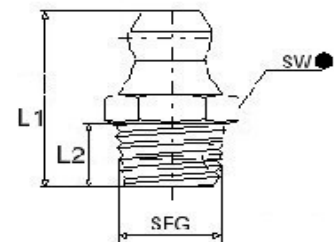
Hydraulic-Type Grease Nipples with Self-Forming Thread



- according to DIN 71412
- straight version A/180°
- with self-forming thread, tapered
- standard version made of steel, case-hardened according to DIN (650HV) and yellow passivated

SFG self-forming thread (SFT)
L1 overall length
L2 thread length
SW HEX size

(all measures in mm)



SFG S 6 x 1

			Ref.- No.:	
L1	L2	SW	Steel	not available in other materials
13,5	4	7mm HEX	●	5317443
15	5,5	7mm HEX	●	1100774
17,5	5,5	7mm HEX	●	5241135

SFG S 8 x 1

			Ref.- No.:	
L1	L2	SW	Steel	not available in other materials
15	5,5	9mm HEX	●	1100975
17	7	9mm HEX	●	5317541

SFG S 10 x 1

			Ref.- No.:	
L1	L2	SW	Steel	not available in other materials
15	5,5	11mm HEX	●	1101176
18	8	11mm HEX	●	5241014

■ Type H2/S

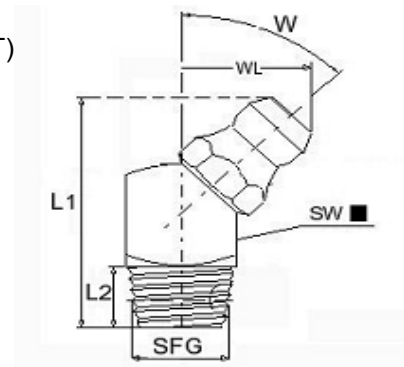


Hydraulic-Type Grease Nipples with Self-Forming Thread

- according to DIN 71412
- angled version B/45°
- with self-forming thread, tapered
- standard version made of steel, case-hardened according to DIN (head 550 HV / body 650 HV) and yellow passivated

SFG self-forming thread (SFT)
 L1 overall length
 L2 thread length
 WL angle length
 W angle
 SW HEX size

(all measures in mm)



SFG S 6 x 1

						Ref.- No.:	
L1	L2	WL	W	SW		Steel	not available in other materials
20,5	5,5	10,5	45°	9mm SQ.	■	1204574	

SFG S 8 x 1

						Ref.- No.:	
L1	L2	WL	W	SW		Steel	not available in other materials
20,5	5,5	10,5	45°	9mm SQ.	■	1204575	

SFG S 10 x 1

						Ref.- No.:	
L1	L2	WL	W	SW		Steel	not available in other materials
20,5	5,5	11	45°	11mm SQ.	■	1204776	

SFG S 1/4" - 28

						Ref.- No.:	
L1	L2	WL	W	SW		Steel	not available in other materials
20,5	5,5	11	45°	9mm HEX	●	1200977	

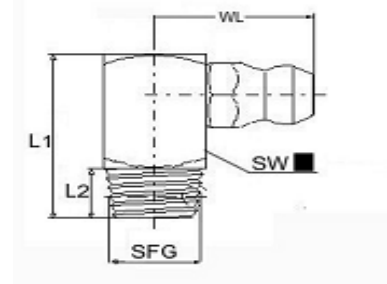
■ Type H3/S



Hydraulic-Type Grease Nipples with Self-Forming Thread

- according to DIN 71412
- angled version C/90°
- with self-forming thread, tapered
- standard version made of steel, case-hardened according to DIN (head 550 HV / body 650 HV) and yellow passivated

SFG self-forming thread (SFT)
 L1 overall length
 L2 thread length
 WL angle length
 W angle
 SW HEX size



(all measures in mm)

SFG S 6 x 1

						Ref.- No.:	
L1	L2	WL	W	SW		Steel	not available in other materials
18	5,5	14	90°	9mm SQ.	■	1304574	
21,5	5,5	14	90°	9mm SQ.	■	1304578	

SFG S 8 x 1

						Ref.- No.:	
L1	L2	WL	W	SW		Steel	not available in other materials
18	5,5	14	90°	9mm SQ.	■	1304575	

SFG S 10 x 1

						Ref.- No.:	
L1	L2	WL	W	SW		Steel	not available in other materials
18	5,5	15	90°	11mm SQ.	■	1304776	